

## TrackMaster Performance Cycles Tutorial

**Intro:** The following tutorial explains the various components of the TrackMaster Performance Cycles product as well as giving guidance on some of the different ways to interpret the data found in these valuable reports. The Performance Ratings are explained and then the different parts of the reports are described.

Download and print the TrackMaster Performance Cycles User Guide from the Performance Cycles home page. The symbols used in the Performance Cycles reports can be found on this sheet.

**Performance Ratings:** The Performance Ratings are the core numbers used in the Performance Cycles reports. They are calculated using a complex algorithm, which incorporates final time, pace and class to rate a horse's past efforts. (In quarter horse races, there is no pace adjustment applied.) These ratings are then plotted on the twelve-month and four-year performance graphs to be utilized for effective analysis. **The lower the rating the better**, so the best rating a horse can earn is a zero while the worst possible rating is a 50. Races where ratings can't be determined will be marked with an X. Whatever type of race, a ratings difference of three points or more is considered significant.

**Cover Sheet:** The handy cover sheet provides an easy to use reference guide for key information found in the detailed reports. Information deemed noteworthy by the user can be highlighted or circled for easy reference. The top three horses in each of the four Performance Rating categories are listed in rank order. The top Projected Performance Rated horse in each race is indicated with a white program number on a black field.

**Race Header:** The race header for each race contains the race number, post time, class, distance and Performance Rating Par of the race. The race conditions, purse value and wagering options are also provided.

**Performance Rating Par:** This number is a gauge as to the Performance Rating that will probably need to be garnered to win today's race. The number is normally based on the efforts of today's field over the last six months. In races with lightly raced horses or many first time starters, the number is based on races of today's type and class at today's track over the last two years. This number can be instrumental in analyzing today's race and different ways to implement this number are described below.

When scanning a horse's performance graphs, keep in mind the Performance Par Rating and use it as a benchmark to analyze whether the horse has the ability to compete in today's race. Any horse that has been recently running figures equal to or better (lower) than today's Performance Par Rating is a solid contender.

**Horse Header:** A horse's official program number, morning line odds, name, post position, Running/Break Style, medication, weight carried, color, sex, age, sire, dam, breeder, owner, jockey, trainer and the horse's earnings box are all listed.

**Running Style or Break Style:** The Running Style or Break Style of each horse is found under the horse's name. The designations are as follows:

### Running Style (Thoroughbreds)

- **Front-runner:** Usually on the early lead.
- **Alternator:** Has no particular Running Style. One of the other Running Styles is assigned based on recent races.

- **Stalker:** Normally sits just off of the Front-runners in the early stages of the race.
- **Trailer:** Usually near the back of the pack in the early going.
- **Unknown:** Running Style not known, usually because the horse is a foreign horse or a first time starter.

The Running Styles can be used to determine the pace configuration of today's race. If there is only one front-runner, then the pace can be expected to be soft and that horse's chances should be upgraded. If there are more than three front-runners in the field, then the stalkers and trailers gain an advantage. Also, look for horses that have had good ratings in fast-paced races. (Highlighted by an angled upward arrow on the twelve-month graph.) Races with no front-runners can be considered paceless affairs with an expectedly slow pace. Look for horses that have had strong ratings in the past in slow paced races. (Highlighted by an angled downward arrow on the twelve-month graph.)

### **Break Style (Quarter Horses)**

- **Fast:** Usually gets out of the gate quickly.
- **Average:** Normally breaks with the rest of the field.
- **Slow:** Usually slow from the gate.
- **Trouble-prone:** Tends to get into trouble in many of its races.
- **Unknown:** Break Style not known, usually because the horse is a first time starter or a Thoroughbred trying a Quarter Horse race for the first time.

Perusing the Break Style of each entrant can help give some insight into how a quarter horse race may develop at the start. Horses with a fast designation without other fast horses on either side should have their chances upgraded. Trouble-prone horses are rarely good bets at low odds. Be sure to check the past performances to see if a trouble-prone horse has a tendency to duck in or out, thus compromising the chances of other entrants in the race. Also, many slow breakers don't seem to like the rail, so be sure to check if a horse such as this has performed poorly from the number one post position in the past.

**Composite Ratings:** Each horse's Composite Ratings (total of four) can be found on the cover sheet and above the abbreviated Past Performances for the horse. The rank of each horse in each category is listed in parenthesis after the ratings found above the PPs. The ratings are as follows:

- **Projected Performance Rating (Proj PR):** This is the expected rating the horse will produce today. A complex algorithm is used to determine this number. Performance Cycle Patterns, Composite Ratings, today's pace scenario, ratings consistency and positive jockey influence are all factored into this highly effective rating. An up arrow symbol will appear after this rating if there is room for improvement. A down arrow suggests a possible downside. A question mark signifies a particularly uncertain rating, such as the horse being idle for more than six months, not running in a race at today's distance/surface in the last twelve months, etc.

Think of this number as one valid "interpretation" of the data points on the performance graphs, an educated assessment if you will. Use it as you would the input of any trusted advisor. Even though this isn't meant to be an end all, be all number to preclude your own analysis, you won't go wrong often wagering on the top ranked horses in this category.

- **Last Performance Rating (Last PR):** The latest Performance Rating a horse has earned. Barring any legitimate excuses in the last race, this rating normally is a valid indicator of current form.

- **Best Performance Rating (Best PR):** The best Performance Rating earned at today's distance and surface on the twelve-month graph. If a long shot ranks in the top three in this category, make sure to take a closer look at the horse to determine if it can run back to that performance again today.
- **Good Performance Rating (Good PR):** The average of a horse's two most recent good races. (A good race must have occurred in the last six months to qualify. If only one race qualifies, the rating of that race is used.) Another spot to check for long shots ranked in the top three.

Note: A good race for Thoroughbreds is a race in which a horse has an official finish of first, second, or third, or otherwise a finish within two lengths of the winner in a sprint, or in routes, a finish within three lengths of the winner. For Quarter Horse races, a race in which a horse has an official finish of first, second, or third, or otherwise in races less than or equal to 440 yards, a finish within one length of the winner, or in races longer than 440 yards, a finish within two lengths of the winner.

**Past Performances:** The abbreviated Past Performances found in TrackMaster Performance Cycles correspond to the Performance Ratings found in the twelve-month graph. The information provided includes the race date, race number and track abbreviation, distance, age restrictions, Performance Rating (in bold), post position, finish position with beaten lengths, medication, weight, equipment, odds and comments. The finish position is bold for an in the money finish and highlighted in green for a victory.

**Twelve-month Graph:** The uppermost of the two performance graphs for each horse. This graph provides a view of the cycle of a horse's Performance Ratings over the last twelve months. The most recent races are found on the right-hand side of the graph. A horse's performance ratings are plotted with the better (lower) ratings at the top of the graph. The top row of this graph is determined by the best Performance Rating earned in the last twelve months by any horse in today's race. This makes it easy to see how a horse's ratings stack up versus the rest of the field when viewing the graph.

**Four-year Graph:** Located beneath the twelve-month graph. Similar to the twelve-month graph, except that the data is provided for the last four years and symbols are used to plot the ratings rather than the numbers themselves. Also, the range of the graph is determined by the best and worst ratings a horse has earned over the last four years. This makes it easy to see how the horse is performing now versus the past.

**Performance Cycle Patterns:** The performance graphs provided for each horse can be used to discern a multitude of patterns to help in projecting what the horse will do today. The following is a list of nineteen discernable patterns that our research has turned up. It is by no means an all-encompassing list and users will definitely find their own pet patterns as well. Either the twelve-month or four-year graphs will be used, and in some cases both are used. Here are some of the most identifiable patterns to look for:

- **Up and Down:** This pattern is easy to spot. A horse will alternate between good and bad Performance Ratings. The swing is at least three points each way and usually even more. The pattern should be evident for at least six races. This pattern can be used to spot a horse that can be expected to run a good figure this time around or a poor number this time out depending on the last race. Usually, the crowd will be betting the wrong way on this type of horse because of the emphasis on the last race.

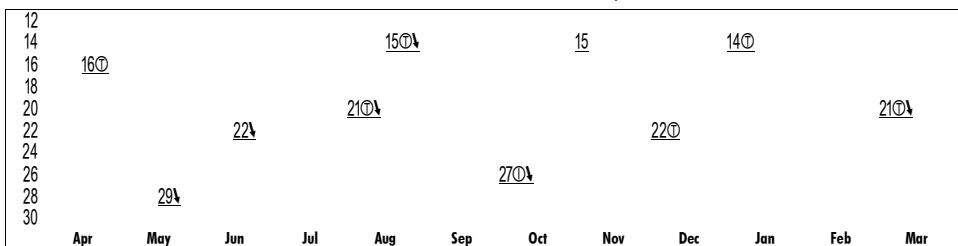
Here is an example of a thoroughbred with an up and down pattern expected to do well today:

## 2 Give And Take

L 119 Dk b m 5  
**Sire:** Devil His Due  
**Dam:** Greenwood Cash (Green Forest)  
**Br:** Gilbert G Campbell (FL)  
**Own:** Joseph Orseno & Ian Behar

**Jockey:** Douglas Rene R

**Trainer:** Orseno Joseph F



Thoroughbred Lifetime Record		21	4	4	2	\$131,225		
2004	2 0 0 0	\$580	Turf:	16	3	2	1	\$91,152
2003	11 1 3 2	\$57,985	Soft:	4	0	0	1	\$9,025
GP	6 1 2 0	\$34,540	Dist:	10	3	1	0	\$73,600

**Proj PR:** 13 (1)    **Last PR:** 21(4)    **Best PR:** 14(3)    **Good PR:** 15(1)

8Mar04	8GP	fm	1	4	21	6	6 <sup>3</sup>	L 115	10.40	Lacked late response
11Jan04	11GP	fm	1	4	14	4	8 <sup>4</sup>	L 119	2.60	On rail, tired
11Dec03	9Crc	gd	1	3	22	2	4 <sup>3</sup>	L 122	3.10	Steadied early & turn
1Nov03	10Med	ft	1	3	15	1	1 <sup>7</sup>	L 118	*1.80	Drew off, steady urging
30Oct03	1Bel	gd	1	4	27	7	4 <sup>3</sup>	L 120	6.30	Steadied upper stretch
28Aug03	8Sar	fm	1	3	15	8	4 <sup>3</sup>	L 119	6.10	Chased 3 wide, no bid
13Aug03	7Sar	yl	1	3	21	8	6 <sup>8</sup>	L 119	4.50	Inside trip, no rally
18Jun03	8Bel	sy	1	3	22	6	3 <sup>1</sup>	L 120	*2.55	Pressed pace, gamely
30May03	8Bel	gd	1	3	29	2	2 <sup>1</sup>	L 121	*1.80	4 wide move, gamely
18Apr03	7Kee	yl	1	4	16	7	3 <sup>2</sup>	L 116	7.80	Duck in bmp start, 5w


Here is an example of a horse expected to do poorly today:

## 1 Sweet Nine

L 116 Gr/r f 3  
**Sire:** Nineeven  
**Dam:** Sweet Elite (Gilded Time)  
**Br:** Terry C Lovingier (CA)  
**Own:** Avondale Investments, Inc

**Jockey:** Lopez David G

**Trainer:** Thomas Jamey R



Thoroughbred Lifetime Record		9	1	1	2	\$34,792		
2004	1 0 0 1	\$2,160	Turf:	0	0	0	0	\$0
2003	8 1 1 1	\$32,632	Mud:	0	0	0	0	\$0
GG	1 0 0 1	\$2,160	Dist:	2	0	0	0	\$100

**Proj PR:** 37 (6)    **Last PR:** 28(2)    **Best PR:** 26(1)    **Good PR:** 28(1)

4Mar04	2GG	ft	6f	3	28	4	3 <sup>6</sup>	LB 116b	2.60	Loomed, tired late
Claimed from Leonard M Duncan										
20Jul03	10Sol	ft	5 <sup>2</sup>	2	42	7	10 <sup>17</sup>	LB 114bf	2.80	Through early
Solano County Juvenile Filly S.										
29Jun03	11Pln	ft	5f	2	27	6	4 <sup>1</sup>	LB 116b	4.20	Bmpd, bobbled start
Juan Gonzalez Memorial S.										
8Jun03	7Hol	ft	5 <sup>2</sup>	2	33	6	7 <sup>16</sup>	LB 114b	16.70	Steadied start, 3-wide
Cinderella S.										
8May03	8Hol	ft	4 <sup>2</sup>	2	26	9	1 <sup>2</sup>	LB 119b	4.20	Steady handling
18Apr03	1SA	ft	2f	2	35	4	5 <sup>4</sup>	LB 119n	15.40	Btwn early, weakened
10Apr03	2SA	ft	2f	2	28	9	3 <sup>2</sup>	LB 121n	3.80	Off rail, game for 3rd

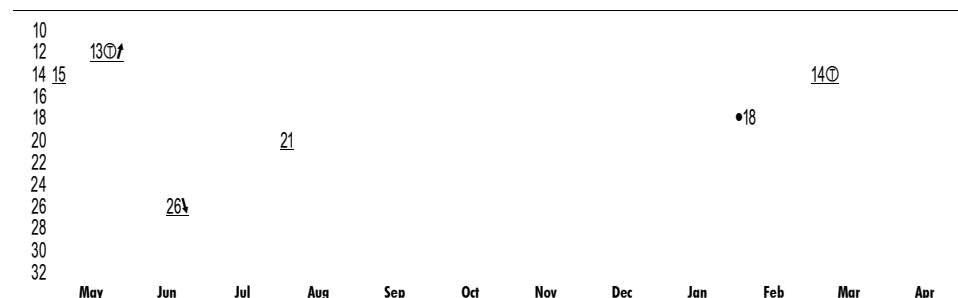
- **Three Strikes:** Sometimes, continued improvement too fast too soon can become a negative. If a horse improves by three or more rating points for three consecutive races, then look for a downturn in the following race. This usually becomes a minor setback and further improvement can be expected down the road, especially with younger horses. Here is the pattern to look for:

## 8 Atfirst Blush

L 118 Gr/r c 4  
**Sire:** Rubiano  
**Dam:** Blushing Madame (Blushing Groom (FR))  
**Br:** Streicher Stables (KY)  
**Own:** Judson L Streicher

**Jock** avo Joe

**Trainer:** Russo Sal



Thoroughbred Lifetime Record		12	2	0	1	\$83,670		
2004	2 0 0 0	\$3,240	Turf:	2	0	0	0	\$4,800
2003	7 1 0 1	\$44,610	Soft:	1	0	0	0	\$3,000
GP	1 0 0 0	\$1,800	Dist:	0	0	0	0	\$0

**Proj PR:** 17 (2)    **Last PR:** 14(3)    **Best PR:** 13(7)    **Good PR:** X

13Mar04	8GP	fm	1	4	14	3	4 <sup>3</sup>	L 118	15.70	Inside, flattened out
9Feb04	8GP	ft	7f	4	18	1	4 <sup>11</sup>	L 118	41.10	Passed tired rivals
2Aug03	10Sar	ft	1 <sup>3</sup>	3	21	3	5 <sup>7</sup>	L 119b	5.90	Steadied on rail
22Jun03	7Bel	my	1	3	26	4	5 <sup>16</sup>	L 114b	6.10	Wide trip, no rally
25May03	7Bel	sf	1	3	13	1	4 <sup>2</sup>	L 122b	5.00	4 wide move, no rally
3May03	9Aqu	ft	1	3	15	4	7 <sup>6</sup>	L 118b	38.00	Came wide, no rally
Withers S.										

- **Performance Bounce:** If an older horse has had at least fifteen lifetime starts and scored the best figure ever on the four-year graph in the last race, look for a severe downturn in the performance rating today.

Here is an example:

# 5 Noches De Rosa (CHI)

L 117 Dk b m 6  
**Sire:** Stagecraft (GB)  
**Dam:** Night Girl (Noble Fighter)  
**Br:** Haras Don Alberto (CHI)  
**Own:** Diamond A Racing Corp

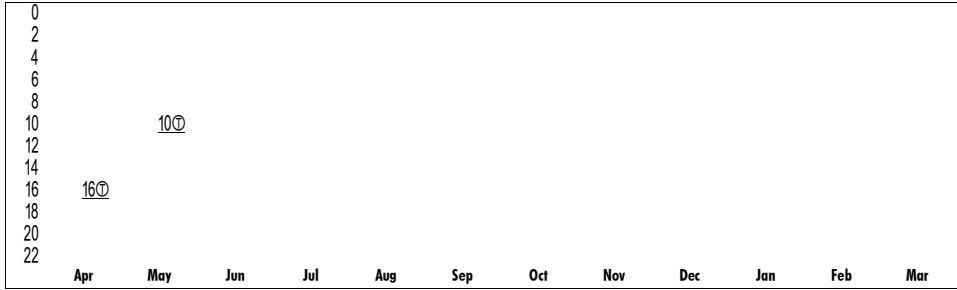
6/1 PP-5 Stalker

**Jockey:** Baze Tyler

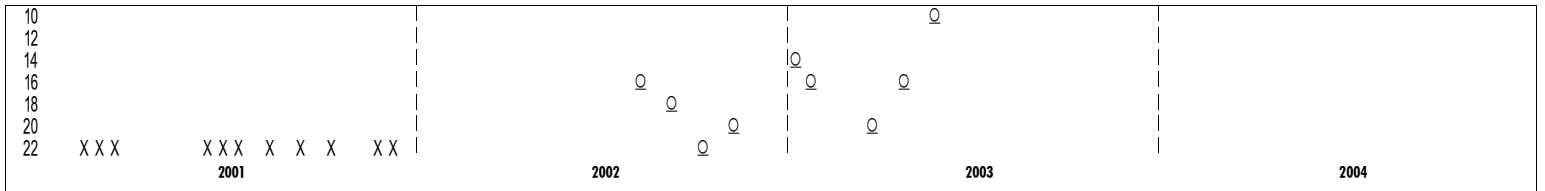
**Trainer:** Mandella Richard E

Thoroughbred Lifetime Record		21	7	4	4	\$295,329		
2004	0 0 0 0	\$0	Turf:	21	7	4	4	\$295,328
2003	5 2 1 1	\$192,860	Soft:	10	5	3	2	\$56,468
SA	6 2 0 1	\$202,860	Dist:	3	1	1	0	\$110,000

**Proj PR:** 15 ? (4)    **Last PR:** 10 (1)    **Best PR:** 10 (4)    **Good PR:** X



24May03 7BM fm 1 $\frac{1}{2}$  @ 3 $\uparrow$  10 1 2 $\frac{3}{4}$  LB 119b 3.20 Caught hold too late Yerba Buena Breeders' Cup H.  
 19Apr03 4SA fm 1 $\frac{1}{2}$  @ 4 $\uparrow$  16 1 3 $\frac{2}{4}$  LB 117b 4.50 3wd 2nd turn, best rest Santa Barbara H.



- **Layoff Bounce:** If a horse runs a good race off of a long layoff, then more than likely the next race will be a downturn. The exception would be if the horse has shown improvement in the second race after a layoff in the past on the four-year graph.

This is the type of animal to look for to suffer a downturn in today's race:

# 1 Expendable

L 121 Ch f 4  
**Sire:** Ide  
**Dam:** Full Enjoyment (L'enjoleur)  
**Br:** Peter Stamas & Crown (IL)  
**Own:** Peter Stamas & Crown's Way Farm

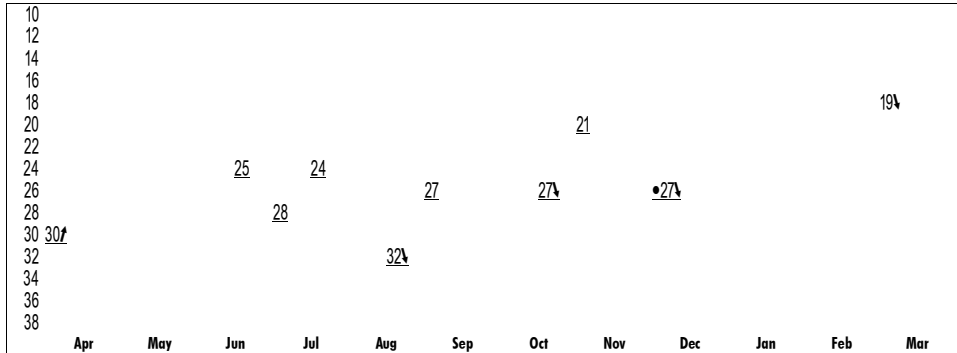
9/5 PP-5 Trailer

**Jockey:** Razo Jr Eusebio

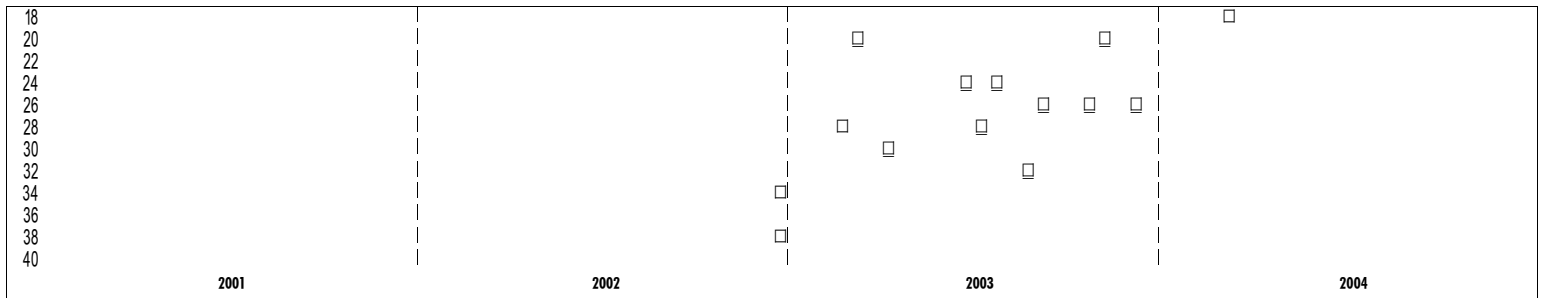
**Trainer:** Hansen Andrew M

Thoroughbred Lifetime Record		14	2	5	3	\$75,360		
2004	1 0 1 0	\$6,000	Turf:	0	0	0	0	\$0
2003	12 2 3 3	\$64,160	Mud:	2	0	1	0	\$5,980
Haw	9 0 3 3	\$27,440	Dist:	2	0	0	2	\$6,160

**Proj PR:** 24 (2)    **Last PR:** 19 (2)    **Best PR:** 21 (3)    **Good PR:** 23 (1)



15Mar04 8Haw ft 6f 3 $\uparrow$  19 5 2 $\frac{3}{4}$  L 121b 8.70 Second best  
 3Dec03 8Haw ft 1 $\frac{1}{2}$  3 $\uparrow$  27 1 3 $\frac{4}{4}$  L 117b 5.30 No winning bid  
 Previously Trained by Gene A Cilio  
 12Nov03 3Haw ft 1 $\frac{1}{2}$  3 $\uparrow$  21 1 2 $\frac{4}{4}$  L 116b 2.50 Second best  
 19Oct03 7Haw ft 1 $\frac{1}{2}$  3 $\uparrow$  27 5 3 $\frac{6}{4}$  L 117b 2.60 Belatedly  
 11Sep03 5AP ft 1 3 $\uparrow$  27 2 1 $\frac{4}{4}$  L 118b 2.80 Driving  
 21Aug03 1AP ft 1 $\frac{1}{8}$  3 $\uparrow$  32 5 4 $\frac{5}{4}$  L 120b \*0.70 No factor  
 31Jul03 4AP ft 1 34 24 4 1 $\frac{8}{8}$  L 120b \*0.40 Reared start, handily  
 11Jul03 1AP ft 1 34 28 6 2 $\frac{3}{4}$  L 120b \*0.40 5 wide, outfinished  
 21Jun03 1AP ft 1 34 25 4 2 $\frac{3}{4}$  L 120b 4.20 Outfinished  
 4Apr03 2Haw sy 1 $\frac{1}{2}$  3 $\uparrow$  30 11 5 $\frac{24}{4}$  L 116b \*0.60 Improved position



- **Layoff Cycles:** The four-year graph is a key component in checking out how a horse performs during various aspects of the form cycle after a layoff. Some horses do well in the first start back,

while others do well in the second, third and even fourth start back. Look for these patterns if the horse is coming off of a layoff or is only a couple of races into a recent comeback.

This horse should run well off of the layoff:

## 4 Sockitaway

L 119 Ch g 4

Sire: Banker's Gold  
 Dam: Single Set (Stage Door Johnny)  
 Br: William H Maley (KY)  
 Own: James Cassels & Bob Zollars

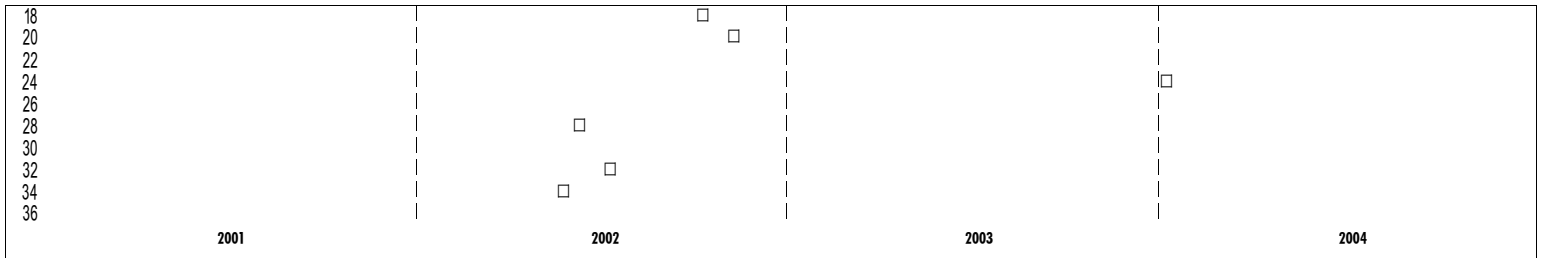

Thoroughbred Lifetime Record					6	1	2	3	\$51,304	
2004	1	0	0	1	\$2,340	Turf:	0	0	0	\$0
2003	0	0	0	0	\$0	Mud:	0	0	0	\$0
OP	0	0	0	0	\$0	Dist:	3	1	0	\$23,740

5/2 PP-4 Alternator/Stalker

Jockey: Thompson Terry J

Trainer: Asmussen Steven M

Proj PR: 21 (2) Last PR: 25 (3) Best PR: 25 (4) Good PR: 25 (1)  
 16Jan04 9Sun ft 6f 4↑ 25 6 3½ L 120f \*1.50 Chased winner inside



This horse doesn't seem to like a layoff:

## 8 Justastorm

L 122 B g 5

Sire: Storm Creek  
 Dam: Twigazuri (Dixieland Band)  
 Br: Live Foal, Inc (KY)  
 Own: Brett, Portolese, Sample, et al

Thoroughbred Lifetime Record					10	0	1	1	\$26,970	
2004	0	0	0	0	\$0	Turf:	1	0	0	\$0
2003	4	0	0	1	\$2,520	Mud:	0	0	0	\$0
SA	4	0	1	0	\$9,600	Dist:	1	0	0	\$0

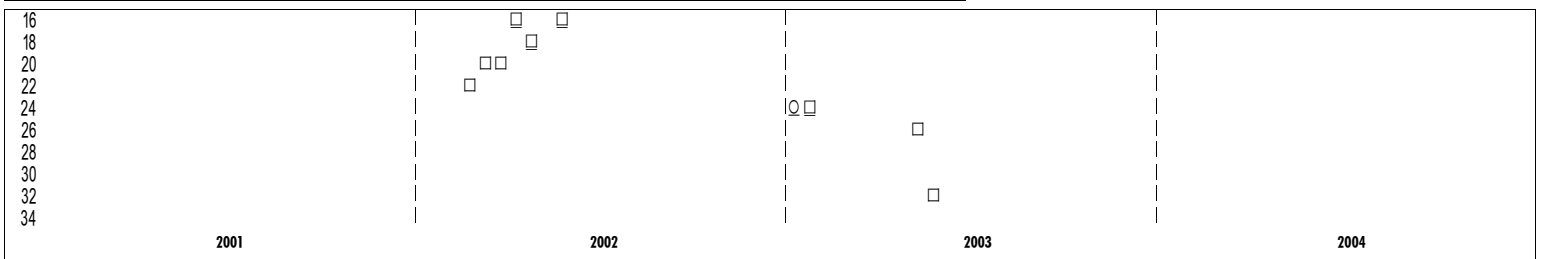
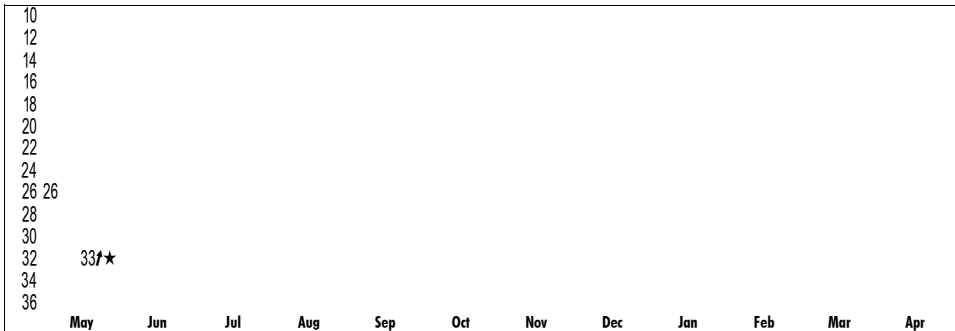
7/2 PP-8 Alternator/Stalker

Jockey: Nakatani Corey S

Trainer: Mitchell Mike R

Proj PR: 33 ? (5) Last PR: 33 (4) Best PR: X Good PR: X  
 Previously Trained by Jack C Van Berg

24May03 4Hol ft 7½f 3↑ 33 11 10<sup>25</sup> LB 123 bf 9.80 Wide, angled in, no bid  
 4May03 9Hol ft 7f 3↑ 26 9 3½ LB 123 bf 3.80 4wd, rail turn, held 3rd



Has done well second time back:

# 2 Mickala

5/1 PP-2 Alternator/Trailer

L 111 Dk b m 5

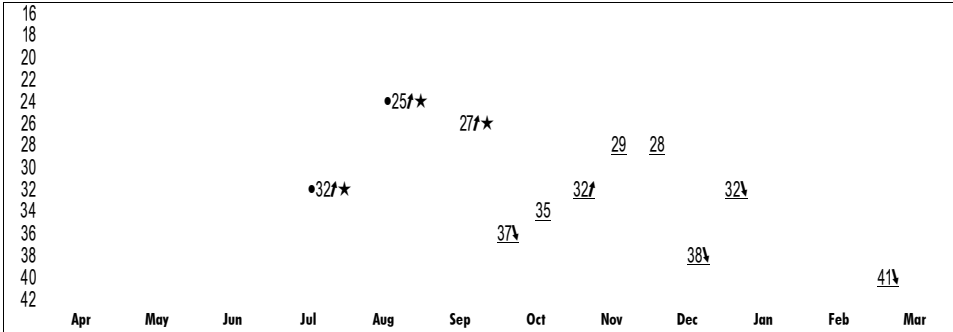
Sire: J P Hamer  
 Dam: Mickey Bird (Mickey McGuire)  
 Br: Justice Farm, Greg J (KY)  
 Own: Randy Wientjes & Black Paw Racing S

Thoroughbred Lifetime Record		20	3	3	1	\$33,215	
2004	2 0 0 0	\$475	Turf:	0	0	0	\$0
2003	9 3 1 0	\$21,520	Mud:	4	0	1	\$6,290
Haw	10 3 1 1	\$28,655	Dist:	5	1	0	\$8,935

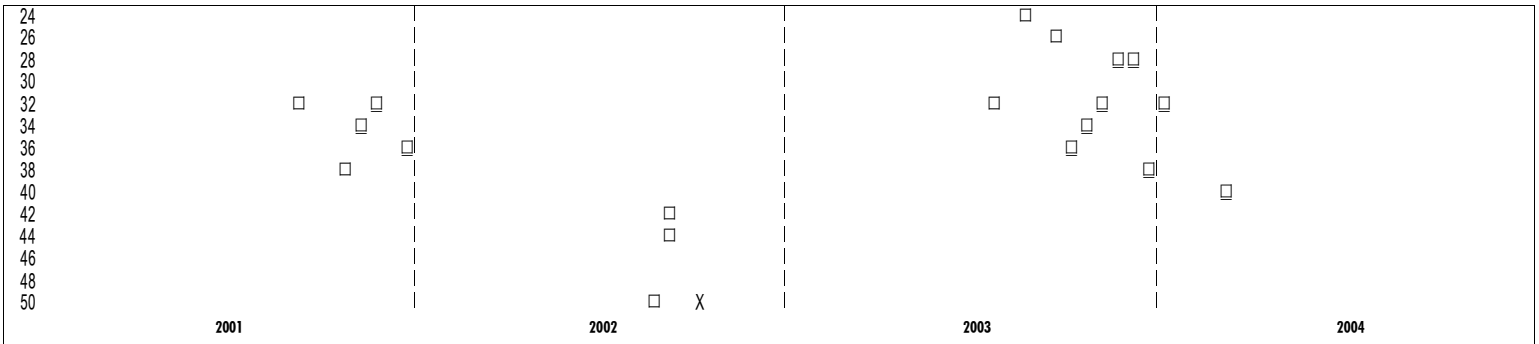
Jockey: Morris Liz

Trainer: Poulos Dee

Proj PR: 33 (3) Last PR: 41 (4) Best PR: 28 (6) Good PR: 31 (2)



15Mar04	9Haw ft 1 <sup>st</sup>	4↑	41	2	5 <sup>16</sup>	L 117	8.20	No factor
10Jan04	8TP ft 1	4↑	32	9	8 <sup>7</sup> <sub>2</sub>	L 115	29.10	4 wide early
26Dec03	7Haw ft 1 <sup>st</sup>	3↑	38	6	7 <sup>25</sup>	L 111	23.90	Through early
10Dec03	5Haw my 1 <sup>st</sup>	3↑	28	7	4 <sup>7</sup> <sub>2</sub>	L 120	10.00	No rally
19Nov03	8Haw ft 1 <sup>st</sup>	3↑	29	11	1 <sup>1</sup> <sub>2</sub>	L 120	7.00	Driving
2Nov03	7Haw ft 1 <sup>st</sup>	3↑	32	11	1 <sup>1</sup> <sub>2</sub>	L 122	11.80	Driving
23Oct03	4Haw ft 1 <sup>st</sup>	3↑	35	6	7 <sup>14</sup>	L 122	15.80	Outrun
5Oct03	5Haw ft 1 <sup>st</sup>	3↑	37	3	1 <sup>nk</sup>	L 122	*1.20	Driving
24Sep03	1AP ft 7f	3↑	27	7	8 <sup>12</sup>	L 120	36.60	Outrun
21Aug03	2AP ft 6f	34	25	5	2 <sup>6</sup>	L 123	9.00	Second best
31Jul03	1AP ft 6f	34	32	6	4 <sup>8</sup> <sub>2</sub>	L 123b	12.00	No factor



Seems to regress second time back:

# 1 Sand Ridge

3/1 PP-1 Trailer

L 117 Dk b h 9

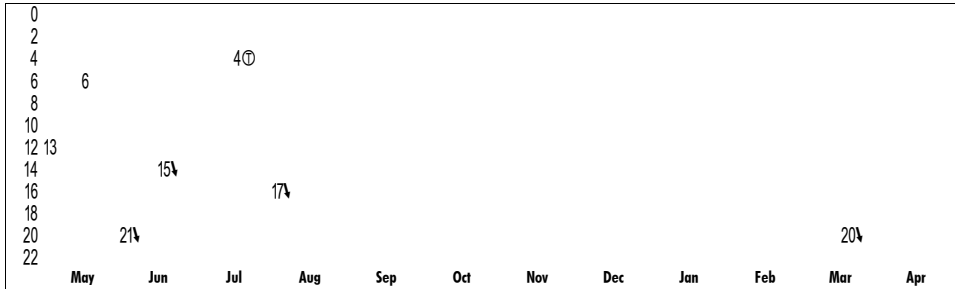
Sire: Known Fact  
 Dam: Skybox (Spend A Buck)  
 Br: Sally S Humphrey & R (KY)  
 Own: Thunderhead Farms Inc (Bill & Nanc

Thoroughbred Lifetime Record		53	16	6	14	\$671,699	
2004	1 0 0 0	\$2,040	Turf:	4	1	0	\$15,500
2003	9 1 2 4	\$75,880	Mud:	5	2	0	\$79,840
OP	18 4 3 4	\$162,540	Dist:	31	11	2	\$469,924

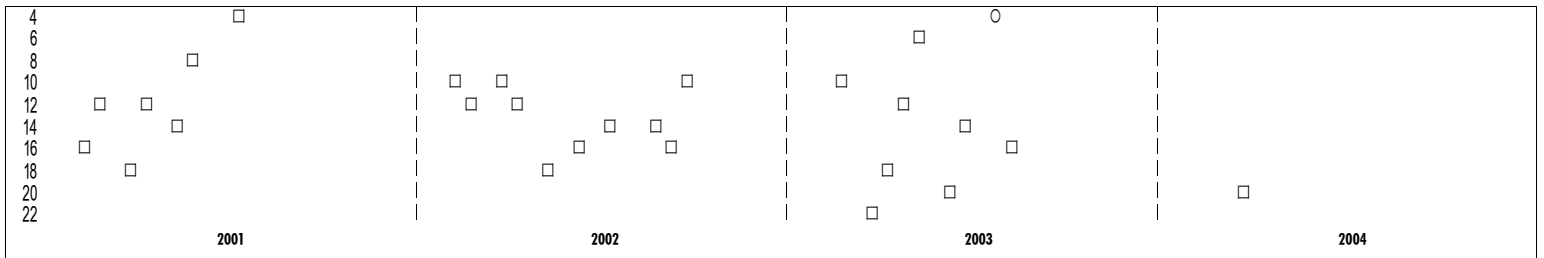
Jockey: Shino Ken A

Trainer: Von Hemel Don

Proj PR: 21 (7) Last PR: 20 (6) Best PR: 6 (2) Good PR: X



19Mar04	2OP ft 6f	4↑	20	2	4 <sup>5</sup>	L 116	*2.50	Evenly off rail
9Aug03	6PrM ft 6f	3↑	17	1	3 <sup>5</sup> <sub>2</sub>	LB 120	*1.60	No rally
Prairie Meadows Sprint S.								
19Jul03	6AP fm 5f	3↑	4	9	8 <sup>10</sup>	L 118	3.90	Outrun
21Jun03	8PrM ft 6f	3↑	15	5	3 <sup>1</sup> <sub>2</sub>	LB 117	7.60	Late rally
Iowa Sprint H.								
6Jun03	8PrM ft 6f	3↑	21	3	1 <sup>0</sup> <sub>2</sub>	LB 124	*0.30	Drew off, ridden out
17May03	7AP ft 7f	3↑	6	3	4 <sup>2</sup> <sub>2</sub>	L 118	5.20	Flattened out
3May03	9PrM ft 5 <sup>1</sup> <sub>2</sub> f	3↑	13	4	2 <sup>ns</sup>	LB 114	2.50	Off slowly, 7wd late
Prairie Express S.								



Should run an improved figure third race after the break:

# 7 Maximiliano (BRZ)

L 120 B g 8

Sire: Fast Gold  
 Dam: Griffé de Paris (BRZ) (Telescopico (ARG))  
 Br: Haras Equilia (BRZ)  
 Own: Mac Fehsenfeld

6/1 PP-7 Trailer

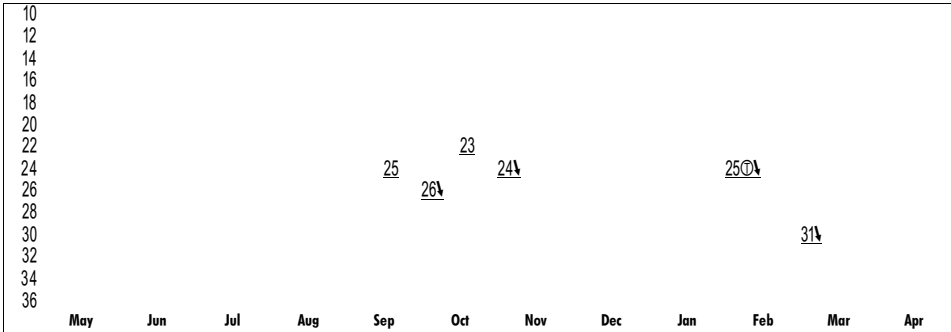
Jockey: Bravo Joe

Trainer: Manning Dennis J

Thoroughbred Lifetime Record		27	4	6	5	\$133,033	
2004	2 0 1 0	\$2,169	Turf:	4	1	0 0	\$3,852
2003	4 0 1 1	\$5,630	Mud:	3	0	1 0	\$7,200
GP	0 0 0 0	\$0	Dist:	16	1	4 4	\$67,872

Proj PR: 26 (2) Last PR: 31(4) Best PR: 23(6) Good PR: 28(5)

2Mar04	10Tam ft	1 $\frac{1}{2}$	4 $\uparrow$ 31 8 2 <sup>rs</sup>	L 118 b	5.90	Loomed boldly, missed
8Feb04	9Tam fm	1	4 $\uparrow$ 25 10 7 $\frac{8}{2}$	L 118 b	39.20	No factor
8Nov03	5Med ft	1 <sup>rn</sup>	3 $\uparrow$ 24 3 2 <sup>3</sup>	L 116 b	10.80	Rallied 4 wide
29Oct03	9Del sy	1	3 $\uparrow$ 23 3 5 <sup>17</sup> LA	117 b	10.80	Failed to menace
11Oct03	1Med ft	1 <sup>rn</sup>	3 $\uparrow$ 26 7 3 <sup>24</sup>	L 116 b	19.50	Rallied 4w, flattened
21Sep03	4Mth ft	1	3 $\uparrow$ 25 9 6 <sup>16</sup>	L 116 b	29.10	Outrun



Should run well in the fourth race off of the layoff:

# 3 Pennington Gap

L 113 B f 4

Sire: Ghazi  
 Dam: Virginia Debutante (Roanoke)  
 Br: Kenneth Ramsey & Sa (IL)  
 Own: Joel Zawitz

9/2 PP-3 Front-runner

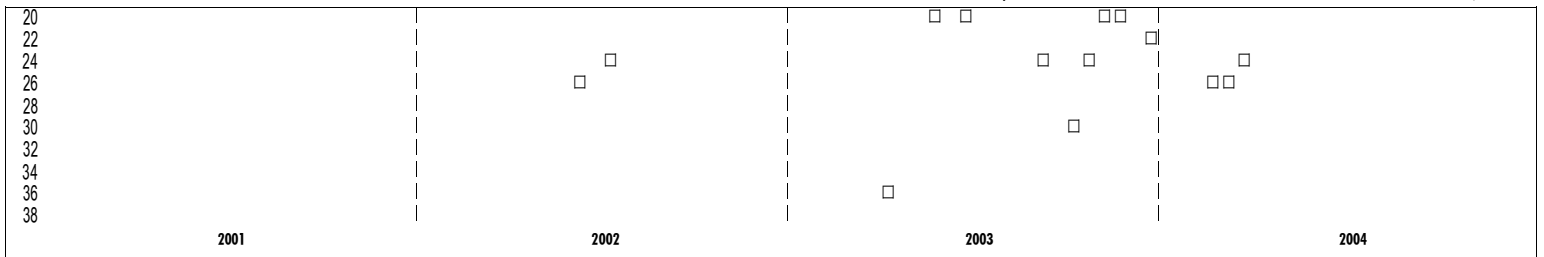

Jockey: Contreras Cruz

Trainer: Zawitz Joel

Thoroughbred Lifetime Record		14	4	1	1	\$51,876	
2004	3 1 0 1	\$14,756	Turf:	0	0	0 0	\$0
2003	9 3 0 0	\$31,420	Mud:	2	1	1 0	\$14,940
Haw	8 3 0 1	\$34,226	Dist:	8	4	0 1	\$44,416

Proj PR: 24 (3) Last PR: 25(1) Best PR: 20(5) Good PR: 27(4)

21Mar04	9Haw ft	6f	4 $\uparrow$ 25 4 5 <sup>6</sup>	L 118	7.80	Steadied
8Mar04	7Haw ft	6f	4 $\uparrow$ 27 2 3 <sup>34</sup>	L 120	3.00	Couldn't last
Claimed from Thomas F Tomillo						
27Feb04	10Haw ft	6f	4 $\uparrow$ 27 2 1 $\frac{1}{2}$	L 118	*2.30	Driving
28Dec03	1Haw gd	6f	3 $\uparrow$ 22 3 1 $\frac{1}{2}$	L 117	*1.40	Squeezed start
30Nov03	8Haw ft	6f	3 $\uparrow$ 20 4 5 <sup>84</sup>	L 116	*1.70	Tired
16Nov03	7Haw ft	6 $\frac{1}{2}$ f	3 $\uparrow$ 20 5 7 <sup>44</sup>	L 118	3.60	Tired
30Oct03	7Haw ft	6f	3 $\uparrow$ 24 9 1 $\frac{1}{2}$	L 117	5.80	Driving
16Oct03	6Haw ft	6 $\frac{1}{2}$ f	3 $\uparrow$ 30 5 4 <sup>7</sup>	L 117	*1.70	Weakened
3Sep03	4AP ft	6f	3 $\uparrow$ 24 1 6 <sup>4</sup>	L 118	*0.60	Set pressure pace
27Jun03	5CD ft	6f	3 $\uparrow$ 21 9 1 $\frac{1}{2}$	L 116	2.30	Dueled, 5w, driving
23May03	7CD ft	6 $\frac{1}{2}$ f	3 $\uparrow$ 20 3 4 <sup>54</sup>	L 114	*2.70	6w lane, no late bid



- Hidden Effort:** A star symbol appears after a Performance Rating when a thoroughbred runs a race that is deemed a hidden effort. This would be the type of race that is better than it seems at first glance, or a solid effort in a fast-paced race. Look for this type of horse to run well in the next start or the start after that if it comes back within a reasonable time period. This type of horse often wins or finishes in the money at good odds.



This is a good example:

**2 Okie Dokie Kookie**  
8/1 PP-2 Alternator/Stalker

L 116 Dk b f 3

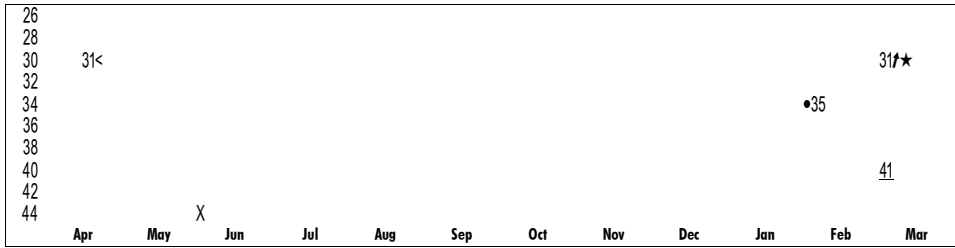
Sire: Rio Verde  
Dam: Kookies Peggy (Macho Hombre)  
Br: Terry C Lovingier (CA)  
Own: Costello Or Lovingier Or Thorson

Blinkers - OFF

Thoroughbred Lifetime Record		5	1	0	0	\$13,875	
2004	3 0 0 0	\$1,275	Turf:	0	0	0	\$0
2003	2 1 0 0	\$12,600	Mud:	0	0	0	\$0
GG	2 0 0 0	\$795	Dist:	1	0	0	\$0

Jockey: Alvarado Frank T

Trainer: Duncan Leonard M



Proj PR: 30 f (2) Last PR: 31(4) Best PR: 31(5) Good PR: X

14Mar04	9GG ft 6f	3	31	4	4½	LB 116b	2.90	Dueled 3w, weakened
3Mar04	2GG ft 1	3	41	3	6¼	LB 117b	2.80	Dueled, stopped
12Feb04	1SA ft 6f	3	35	5	57	LB 118b	9.40	5wd to turn, weakened
8Jun03	7Hol ft 5½f	2	X	5	-	LB 114	16.70	Lame, vanned off Cinderella S.
1May03	8Hol ft 4½f	2	31	2	12	LB 119	21.20	Dueled, clear, driving

- **Distance Switch Upturn:** When a younger horse runs a strong figure after a change in distance, expect further improvement. The added experience will only increase the chance of even better results.

This is the type of animal to look for:

**10 Citizenship**  
3/1 PP-10 Stalker

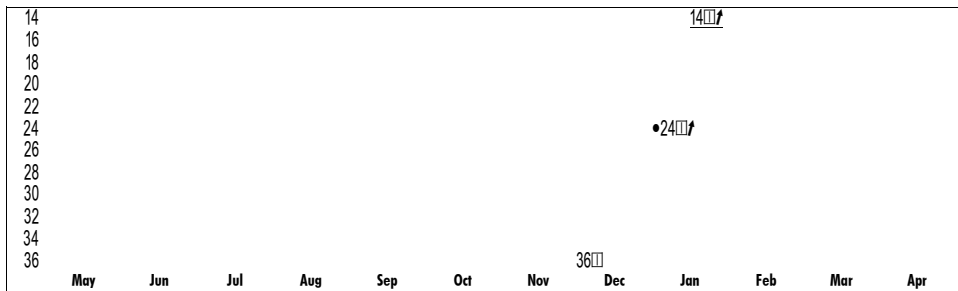
L 117 Dk b c 3

Sire: Polish Numbers  
Dam: Fois Gras (Barachois)  
Br: Alfred Nastasi & Jos (NY)  
Own: Jayeff B Stables

Thoroughbred Lifetime Record		3	1	2	0	\$41,600	
2004	2 1 1 0	\$33,400	Turf:	0	0	0	\$0
2003	1 0 1 0	\$8,200	Mud:	1	0	1	\$8,800
Aqu	0 0 0 0	\$0	Dist:	0	0	0	\$0

Jockey: Pimental Julian

Trainer: Goldberg Alan E



Proj PR: 12 f (1) Last PR: 14(1) Best PR: 14(1) Good PR: 19(1)

Previously Trained by Jason Servis

19Jan04	7Aqu gd 1¼	□ 3	14	5	2 <sup>nk</sup>	L 117	5.20	Pressed pace, gamely
1Jan04	6Aqu ft 6f	□ 3	24	11	12	L 120	4.50	Vied outside, gamely
10Dec03	1Aqu ft 6f	□ 2	36	7	2½	120	*1.95	Bumped start, 5 wide

- **Change Upturn:** Performance Ratings in the twelve-month graph are highlighted with a bullet when a major change is made. This would include a trainer change, medication change or equipment change. If a horse has performed well in each subsequent start since the change, look for continued good results. This horse has improved since the claim:

**3 Ringing Echo**  
5/1 PP-3 Front-runner

L 119 Dk b m 5

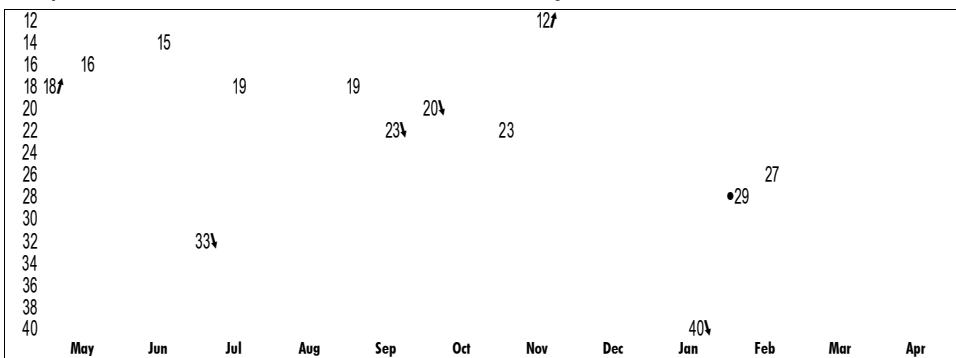
Sire: Devil His Due  
Dam: Echo Echo Echo (Eastern Echo)  
Br: Rick Trontz (KY)  
Own: Daniel J Feiss

Blinkers - ON

Thoroughbred Lifetime Record		26	4	5	3	\$91,676	
2004	3 0 0 0	\$850	Turf:	1	1	0	\$16,800
2003	10 1 4 2	\$32,220	Mud:	6	0	1	\$7,956
GP	3 0 0 0	\$850	Dist:	19	3	4	\$63,400

Jockey: Coa Eibar

Trainer: Rogers J Michael



Proj PR: 24 (1) Last PR: 27(3) Best PR: 12(1) Good PR: 18(1)

26Feb04	2GP gd 6f	4↑	27	2	4½	L 119f	4.20	Inside, gave way
4Feb04	9GP ft 6½f	4↑	29	9	711	L 119f	9.70	Off rail, faltered
16Jan04	3GP ft 6f	4↑	40	1	722	L 119f	*0.90	Inside, faded
Claimed from Wayne M Catalano								
19Nov03	4Haw ft 6f	3↑	12	1	2 <sup>ns</sup>	L 120f	*1.20	Caught on wire
31Oct03	4Haw ft 6f	3↑	23	1	3 <sup>6½</sup>	L 120	*1.90	Couldn't last
11Oct03	3Haw ft 6f	3↑	20	6	2 <sup>ns</sup>	L 120	*2.80	Outnodded
18Sep03	5AP ft 6f	3↑	23	5	2½	L 119	5.00	Outfinished
4Sep03	5AP ft 6f	3↑	19	3	2 <sup>hd</sup>	L 120	*2.10	Gamely
30Jul03	1AP ft 6f	3↑	19	4	1½	L 121	2.90	Driving
12Jul03	9AP ft 6f	3↑	33	3	713	L 121	5.80	Tired
27Jun03	8AP ft 5½f	3↑	15	6	4 <sup>6½</sup>	L 120	35.60	Weakened
22May03	7AP ft 6f	3↑	16	4	3¾	L 122	6.50	Lost place late
11May03	7AP sy 6f	3↑	18	4	812	L 120	14.70	Tired


- **The Channel:** Many times a horse will run consistently, with most every race in a very tight Performance Rating range. If today's Performance Rating Par is in that range, then the animal is a solid contender. This type of horse is often found in the quarter horse ranks.

**2 Ocean Cartel**  
8/5 PP-2 Fast/Trouble-prone

L 124 Br g 3  
Sire: Corona Cartel  
Dam: Ocean Memories (Leaving Memories)  
Br: Lucas Racing Inc (OK)  
Own: Lucas Racing Inc

Jockey: Luna Alejandro

Trainer: Jones Paul C



This type of horse is as reliable as they come.

- **Spikes:** Beware of evaluating a horse off of just one strong number, or “spike,” when the rest of the Performance Ratings are in a much lower range. Any horse can have one good day or run well in a fast-paced race where the winner ran a good Performance Rating. Unless there is evidence to point to another outstanding effort, look for the horse to run in the more normal Performance Rating range. Be especially leery if the “spike” occurred on a track that wasn’t fast or firm.

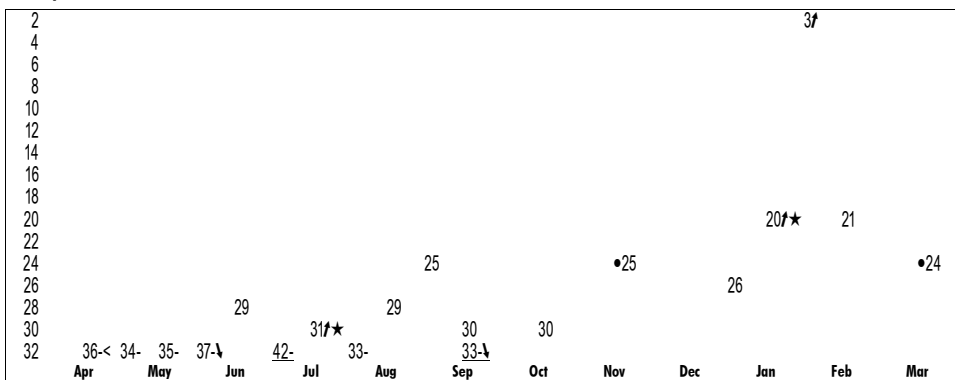
Here is an example of such a horse. The “spike” is the January 31<sup>st</sup> race:

**2 Mr Lover**  
15/1 PP-1 Stalker

L 118 Ch g 6  
Sire: Not For Love  
Dam: She's a Bodiddally (Thirty Eight Paces)  
Br: Jeffrey K Pearl (MD)  
Own: Old Coach Farm

Jockey: Piermarini Tammi

Trainer: Gorham Michael E



Quarter Horse Lifetime Record				12	5	0	4	\$122,001		
2004	2	0	0	1	\$4,750	Turf:	0	0	0	\$0
2003	10	5	0	3	\$117,251	Mud:	0	0	0	\$0
LA	12	5	0	4	\$122,001	Dist:	5	1	0	\$15,926

Proj PR: 21 (2)	Last PR: 23 (3)	Best PR: 16 (1)	Good PR: 19 (1)	
27Feb04	9LA ft 400 3	23 5 9 <sup>3/4</sup>	LB 124 b 24.50	No rally
	Los Alamitos Winter Derby, no rally			
6Feb04	6LA ft 400 3	16 2 3 <sup>1/2</sup>	LB 124 b 15.20	Drifted in
	Los Alamitos Winter Derby Trials			
12Dec03	6LA ft 400 2	22 6 1 <sup>ns</sup>	LB 124 b 14.60	Broke out, bumped
	Los Alamitos Million Juvenile Inv			
28Nov03	7LA ft 400 2	20 3 3 <sup>nk</sup>	LB 124 b 3.00	Dueled, outfinished
	Los Alamitos Million Futurity Trials			
17Oct03	9LA ft 400 2	22 7 3 <sup>2</sup>	LB 124 b 2.70	Veered out late
	Golden State Futurity Trials			
4Oct03	6LA ft 350 2	19 5 4 <sup>2/3</sup>	LB 122 b 12.50	Bobbled, break
	PCQHRA Breeders Futurity, bobbed, break			
19Sep03	9LA ft 350 2	18 2 1 <sup>1/2</sup>	LB 123 b *0.80	Bumped start
	PCQHRA Breeders Futurity Trials			
26Jul03	8LA ft 350 2	17 2 3 <sup>2</sup>	LB 122 b 2.50	Broke awkwardly, bump
	Ed Burke Memorial Futurity, broke awkwardly, bump			
12Jul03	4LA ft 350 2	19 1 1 <sup>1</sup>	LB 124 b *0.60	Kept to task

Thoroughbred Lifetime Record				22	4	4	0	\$33,807		
2004	5	1	1	0	\$7,380	Turf:	0	0	0	\$0
2003	14	3	3	0	\$25,677	Mud:	5	3	2	\$22,200
GP	5	1	1	0	\$7,380	Dist:	5	2	1	\$12,580

Proj PR: 19 (5)	Last PR: 24 (6)	Best PR: 3 (1)	Good PR: 12 (1)	
20Mar04	8GP ft 7f	4↑ 24 8 5 <sup>11</sup>	L 118 b 14.60	Bmpd st, vied, tired
15Feb04	6GP ft 5f	4↑ 21 5 6 <sup>3/4</sup>	L 120 b *2.30	Vied between, gave way
	Claimed from Reynaldo H Nobles			
31Jan04	6GP sy 5 <sup>1/2</sup> f	4↑ 3 10 17	L 120 b 4.30	3 wide, driving
23Jan04	5GP ft 7f	4↑ 20 2 2 <sup>3/4</sup>	L 120 b 9.00	Inside, no match
9Jan04	9GP ft 6f	4↑ 26 5 5 <sup>4</sup>	L 120 b 21.50	Off slowly, no gain
21Nov03	1Lrl ft 5 <sup>1/2</sup> f	3↑ 25 5 1 <sup>ns</sup>	LA 119 b 27.50	Driving
	Previously Trained by Vincent W Moscarelli			
20Oct03	9Del ft 6f	3↑ 30 6 7 <sup>11</sup>	LA 117 b 63.70	Evenly
28Sep03	8CT ft 7f	3↑ 30 1 6 <sup>4/4</sup>	L 116 b 8.20	Lacked late response
16Sep03	2Del wf 1	3↑ 33 7 1 <sup>1</sup>	LA 117 b 5.00	Began edging away late
1Sep03	2Del wf 5 <sup>1/2</sup> f	3↑ 25 5 2 <sup>3/4</sup>	LA 117 b 4.70	Needed closing kick
20Aug03	9Del ft 6f	3↑ 29 7 2 <sup>3</sup>	LA 117 b 9.70	Mid m, second best
11Aug03	9Del sy 6f	3↑ 33 7 2 <sup>7</sup>	LA 117 b 23.70	Taken up, outfin rest
27Jul03	5Del ft 6f	3↑ 31 8 6 <sup>9</sup>	LA 119 b 39.60	Chased, bid, g way
15Jul03	5Del ft 1	3↑ 42 2 8 <sup>25</sup>	LA 117 b 6.30	Dueled, stopped
1Jul03	2Del ft 6f	3↑ 29 6 4 <sup>13</sup>	LA 122 b 26.10	Chased, weakened
7Jun03	2Del sy 5f	3↑ 37 1 1 <sup>3</sup>	LA 120 bf 11.10	Closed between, clear
20May03	2Del ft 6f	3↑ 35 2 5 <sup>11</sup>	LA 120 b 23.70	Shuffled back early
5May03	2Del ft 5 <sup>1/2</sup> f	3↑ 34 3 6 <sup>14</sup>	L 120 bf 13.50	Tired
23Apr03	3CT ft 4 <sup>1/2</sup> f	4↑ 36 7 4 <sup>2/4</sup>	L 117 b 11.40	Lug out bump turn

- **Bottomed Out:** If a horse has been running for over two years and the most recent Performance Ratings are below all of the previous races, then the animal should be a toss out most every time. Especially if today's odds are expected to be low or the horse hasn't been running in the money lately.

The four-year performance graph will clearly show this type of horse:

# 1 Full Brush

9/5 PP-3 Trailer

L 117 B g 9


Sire: Broad Brush  
 Dam: Foufa (Storm Bird)  
 Br: Sondra Bender & Howa (MD)  
 Own: Michael J Gill

Jockey: Dominguez Ramon A

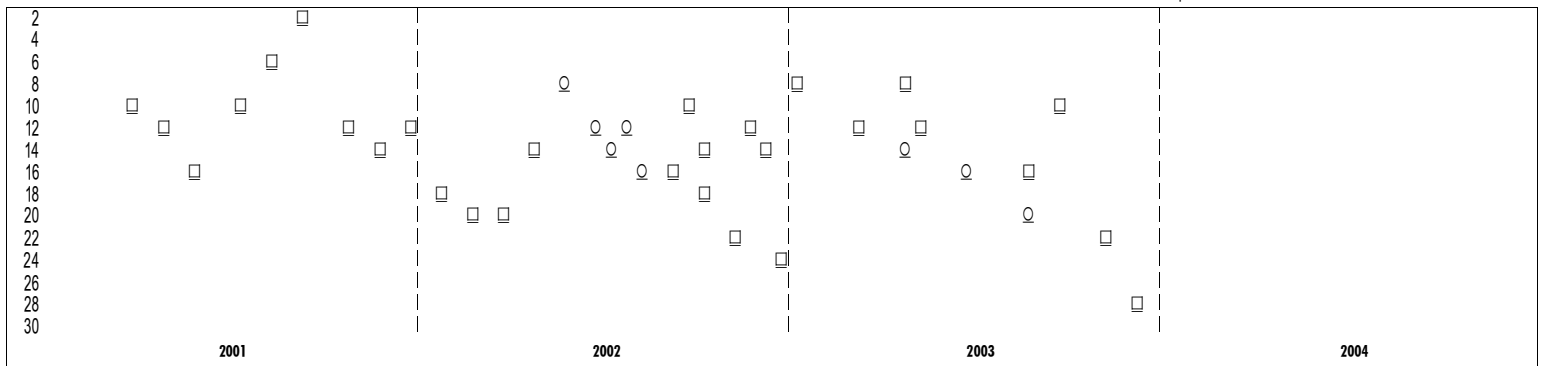
Trainer: Shuman Mark

Thoroughbred Lifetime Record		57	9	13	12	\$407,382
2004	0 0 0 0	\$0	Turf:	9	0	1 2 \$22,041
2003	11 1 1 1	\$63,670	Mud:	5	1	0 1 \$30,370
Lrl	24 3 7 6	\$165,600	Dist:	22	6	5 4 \$187,702

Proj PR: 22 (5) Last PR: 29 (7) Best PR: 9 (2) Good PR: X



13Dec03	6Lrl ft 1 1/2	3↑	29	5	8 <sup>28</sup>	LA	119	bf	2.10	Dull effort
15Nov03	7Lrl ft 1 1/2	3↑	23	6	7 <sup>28</sup>	LA	124	bf	3.50	Outrun
Hail Emperor S.										
20Sep03	9Pim ft 1 1/2	3↑	11	8	8 <sup>9 1/2</sup>	LA	121	bf	3.20	Rail stretch, empty
Charles H. Hadry S.										
1Sep03	9Tim ft 1 1/2	3↑	16	8	1 <sup>3 1/2</sup>	LA	119	bf	3.40	Wide, driving
Taking Risks S.										
22Aug03	7Lrl yl 1 1/2	⊙ 3↑	20	6	5 <sup>3 1/2</sup>	LA	114	bf	9.90	Wide, no rally
Find H.										
29Jun03	7Mth fm 1 1/2	⊙ 3↑	17	8	6 <sup>5 1/2</sup>	L	116	bf	18.70	Moved out, no rally
Claimed from Edmond D Gaudet										
17May03	11Pim gd 1 1/2	3↑	13	1	6 <sup>6 1/2</sup>	LA	113	bcf	15.80	Swung 6wd 1/8, empty
William Donald Schaefer H.										
3May03	9Pim fm 1	⊙ 3↑	15	3	6 <sup>11</sup>	LA	117	bf	17.20	Outrun
Henry S. Clark S.										
19Apr03	9Pim ft 1 1/2	3↑	9	7	3 <sup>3</sup>	LA	115	bf	12.30	Wide, needed more
Baltimore Breeders' Cup H.										

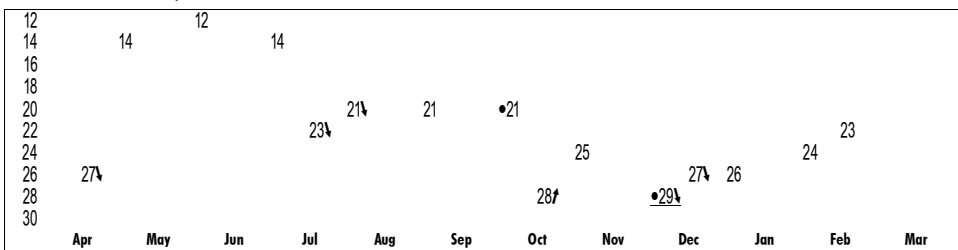


- **Back in Form:** Some horses will bottom out for a short time, but will then start showing signs of waking up. When this type of horse starts heading back to the better Performance Ratings achieved in the past further improvement can be expected.

This is the type of horse to look for:

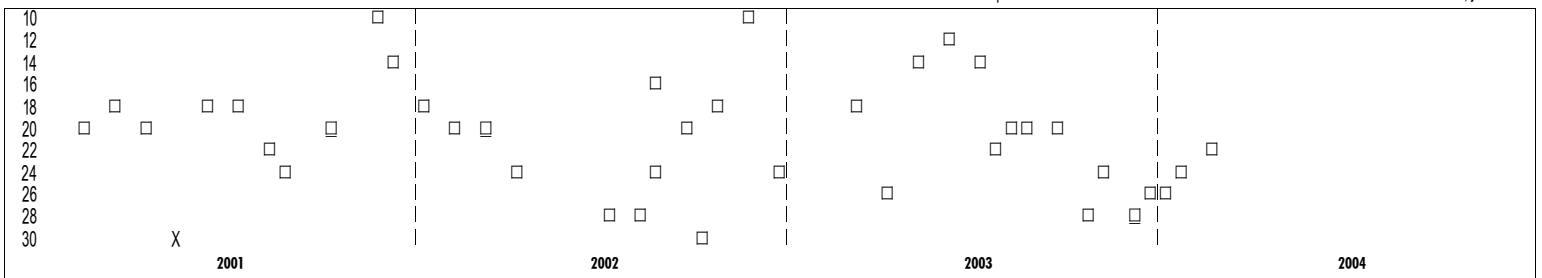
**1 Tiger Slew** L 118 B g 6  
 4/1 PP-7 Alternator/Stalker  
 Jockey: Martinez Felipe F Trainer: Harrington Mike  
 Sire: Rolls Aly  
 Dam: Slew of Swan (Slewdledo)  
 Br: Paulson Bros Ranch (WA)  
 Own: Lamonte Isom

Thoroughbred Lifetime Record		42	9	10	2	\$122,214	
2004	3 1 0 1	\$10,080	Turf:	1	0	0	\$280
2003	13 4 1 0	\$48,590	Mud:	5	1	1	\$9,879
SA	5 1 0 1	\$11,040	Dist:	29	8	7	\$103,309



Proj PR: 23 (3) Last PR: 23(7) Best PR: 12(1) Good PR: 24(5)

29Feb04	5SA ft 6½f	4↑	23	6	3 <sup>1</sup>	LB	121f	6.70	Came out, bid, led 1/16
1Feb04	1SA ft 6f	4↑	24	3	1 <sup>ns</sup>	LB	119f	10.60	Rail trip, game, up late
4Jan04	5SA ft 7f	4↑	26	9	6 <sup>6</sup> ½	LB	119f	9.60	3wd into lane, no bid
19Dec03	3Hol ft 6f	3↑	27	5	5 <sup>9</sup> ½	LB	119f	12.60	Came out str, no rally
6Dec03	4Hol ft 1½	3↑	29	5	7 <sup>19</sup>	LB	119f	10.60	Off rail, gave way
9Nov03	3SA ft 6½f	3↑	25	8	6 <sup>1</sup>	LB	118	12.10	3wd turn, outfinished
Claimed from Summer Mayberry									
19Oct03	7SA ft 6½f	3↑	28	6	4 <sup>2</sup>	LB	118f	5.80	Best stride late
20Oct03	7BM ft 6f	3↑	21	2	2 <sup>2</sup>	LB	117f	4.60	Fanned 4w, rallied
15Sep03	7BM ft 6f	3↑	21	1	5 <sup>7</sup> ½	LB	117b	*1.60	Chased rail, empty
15Aug03	8Bmf ft 6f	3↑	21	7	4 <sup>6</sup> ½	LB	122b	1.90	3w turn, no rally
26Jul03	6SR ft 6f	3↑	23	4	4 <sup>2</sup> ½	LB	119b	3.50	Little late response
4Jul03	5Pln ft 6f	3↑	14	5	1 <sup>3</sup> ½	LB	122b	4.40	Up final strides
13Jun03	1BM ft 6f	3↑	12	6	1 <sup>nk</sup>	LB	117b	*1.60	Bid 3w, battled, best
11May03	5BM ft 6f	4↑	14	6	1 <sup>1</sup> ½	LB	117b	7.70	Forced 5w trn, drng
18Apr03	4BM ft 6f	4↑	27	1	1 <sup>hd</sup>	LB	119b	*1.60	Dueled, just held on




- **Valid Excuse:** If a horse's last race was poor but there were extenuating circumstances leading to the result, the race should be excused and other Performance Ratings should be used to project today's effort. Valid excuses would include: an off track, wrong distance or surface, troubled trip, poor start, etc.

Here is an example:

**3 Not Too Sweet** L 124 Dk b g 4  
 8/5 PP-3 Alternator/Front-runner  
 Jockey: Santana Jozbin Z Trainer: Small Richard W  
 Sire: Not For Love  
 Dam: Sugarock (Rock Talk)  
 Br: Thornmar Farm (MD)  
 Own: Ken & Diane Hipkins

Thoroughbred Lifetime Record		5	0	2	0	\$6,275	
2004	3 0 2 0	\$4,700	Turf:	1	0	0	\$0
2003	2 0 0 0	\$1,575	Mud:	1	0	0	\$675
Lrl	1 0 0 0	\$900	Dist:	0	0	0	\$0

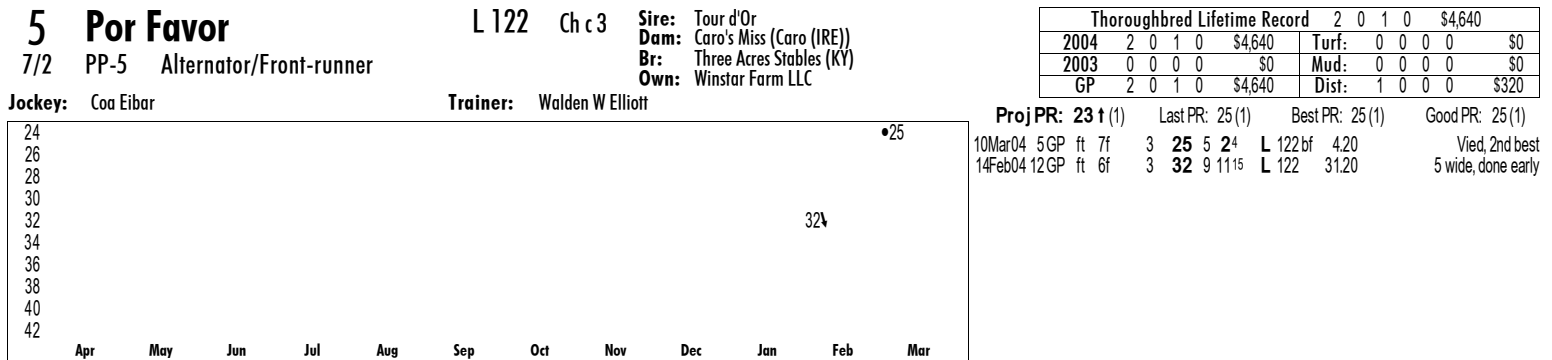


Proj PR: 28 (2) Last PR: 32(3) Best PR: 24(1) Good PR: 26(1)

19Feb04	10FG fm 1	⊙	45	32	9	9 <sup>29</sup>	L	116	45.40	Wide early, faded
29Jan04	1FG ft 5½f	45	24	1	2 <sup>4</sup> ½	L	122	*1.20	Moved out, hung	
10Jan04	1FG ft 6f	45	27	2	2 <sup>3</sup> ½	L	118	5.60	Could not overtake	
23Nov03	1Lrl ft 6f	3↑	35	2	4 <sup>7</sup> ½	L	123	2.90	Inside, gave way	
Previously Trained by Lisa L Lewis										
27Apr03	1Aqu my 6f	3	39	1	5 <sup>18</sup>			121f	5.10	Awkward start, inside

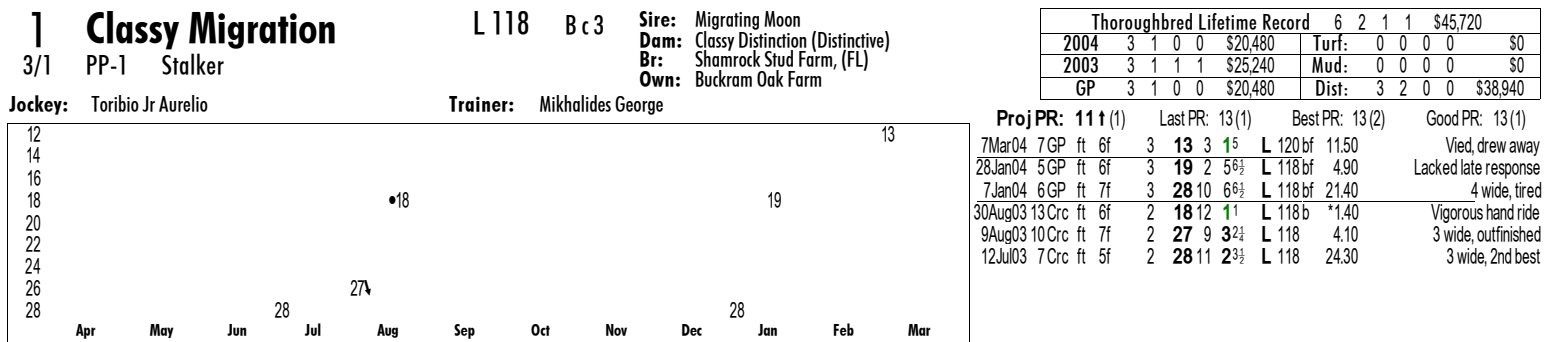
- **Lightly Raced:** In general, it is best to expect improvement from a horse that has raced only a few times. This type of horse is still learning what the game is all about, so Performance Ratings should get better with more experience. Be sure to look for improvement from second and third time starters.

Here is an example:



- **Projected Upturn:** Three and four year olds which have had less than fifteen starts can be expected to make significant progress after rounding back into form and earning a Performance Rating equal to or better (lower) than the previous year's best rating. Look for improvement in one of the next two starts.

Here is an example:



- **Match Ups:** Each horse is different when it comes to “matching up” or running back to back races with the same (within one point) Performance Rating. For some horses after the “match-up,” an upturn occurs while with others a downturn can be expected. Many times looking at a horse's performance graphs can give the answer. Note: If the back to back “match ups” happened within a close time frame, the M symbol will mark the occurrence since the Performance Ratings would be on top of each other.

This horse would be expected to improve off the last two figures:

## 2 Splendid Nature

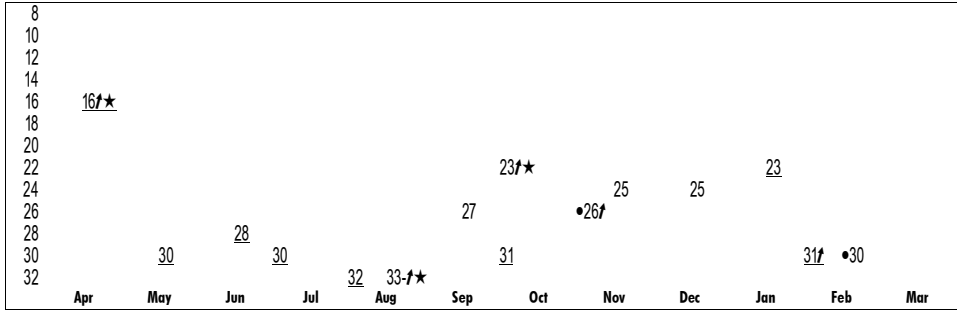
L 118 B g 4

Sire: Truly Met  
 Dam: Grand Isle (Unpredictable)  
 Br: W R Wely (CA)  
 Own: Barker, Cinquegrani & Starr

15/1 PP-2 Front-runner

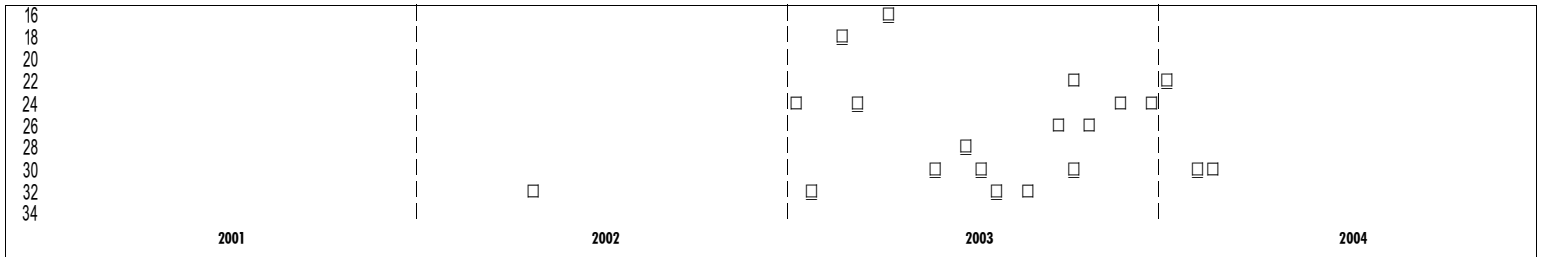
Jockey: Valdivia Jr Jose

Trainer: Marlow Mike



Thoroughbred Lifetime Record				20	2	3	7	\$43,380		
2004	3	0	1	0	\$4,220	Turf:	0	0	0	\$0
2003	16	2	2	7	\$38,740	Mud:	3	0	0	\$4,600
SA	10	1	3	2	\$28,380	Dist:	5	1	0	\$14,120

Proj PR:	27 (9)	Last PR:	30 (12)	Best PR:	23 (9)	Good PR:	24 (6)
27Feb04	6SA ft 7f	4	30	1	5 <sup>11</sup> LB 117 b	8.80	Came out turn, wkened
4Feb04	1SA ft 1	4	31	1	5 <sup>12</sup> LB 117 b	*1.40	Saved ground to lane
Claimed from Clifford W Sise							
16Jan04	3SA ft 1	4	23	6	2 <sup>2</sup> LB 117 b	6.30	Off rail, 2nd best
27Dec03	9SA ft 7f	3	25	10	1 <sup>ns</sup> LB 117 b	24.20	Bid, led btwn, held game
27Nov03	5Hol ft 7f	3	25	8	3 <sup>5</sup> LB 118 b	9.40	3wd into str, held 3rd
1Nov03	5SA ft 6 <sup>1</sup> / <sub>2</sub> f	3	26	6	3 <sup>3</sup> / <sub>2</sub> LB 117 b	11.30	Split foes late for 3rd
Previously Trained by Harry N Nelson							
12Oct03	5Fno ft 6f	3 <sup>1</sup>	23	6	1 <sup>5</sup> / <sub>2</sub> LB 118 b	*0.90	Stalked, ridden out
3Oct03	6Fno ft 1	3 <sup>1</sup>	31	8	3 <sup>3</sup> / <sub>2</sub> LB 119 b	*0.70	Lead, weakened
21Sep03	6Fpx ft 7f	3 <sup>1</sup>	27	7	3 <sup>5</sup> LB 115 b	10.50	3deep, led, weakened
19Aug03	5Pha ft 7f	3 <sup>1</sup>	33	1	8 <sup>19</sup> L 118 b	3.10	Vied, tired
1Aug03	9Mth sy 1 <sup>1</sup> / <sub>2</sub>	3 <sup>1</sup>	32	7	4 <sup>4</sup> L 117 b	*2.70	Prmptd outside, wknd
11Jul03	3Mth my 1 <sup>1</sup> / <sub>2</sub>	3 <sup>1</sup>	30	7	3 <sup>9</sup> L 116 b	3.60	Pace inside, weakened
22Jun03	1Mth gd 1 <sup>1</sup> / <sub>2</sub>	3 <sup>1</sup>	28	6	3 <sup>16</sup> L 117 b	6.20	Chased winner, tired
20May03	6Pha ft 1 <sup>1</sup> / <sub>2</sub>	3	30	7	4 <sup>12</sup> L 115 b	*0.80	Flattered
17Apr03	6SA ft 1 <sup>1</sup> / <sub>2</sub>	3	16	7	3 <sup>7</sup> LB 120 b	2.70	4wd 7/8, held 3rd



This horse's last race is a good example. It would have been expected to perform poorly since it seems to regress after "matching up:"

## 1 Mountain Minister

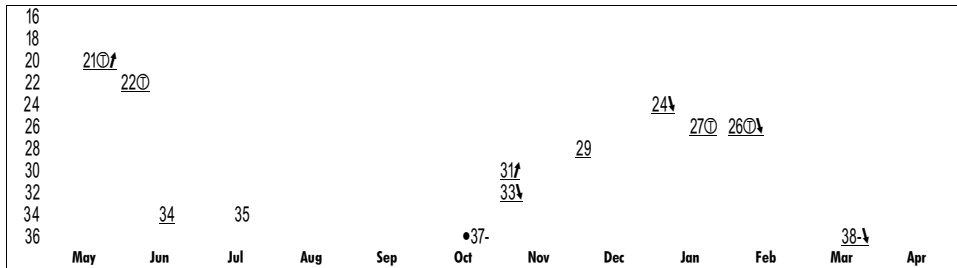
L 119 Ch g 4

Sire: Mountain Cat  
 Dam: Coastal Minister (Deputy Minister)  
 Br: Ronald W McDonald (KY)  
 Own: James A Callaghan & Joseph G Polc

9/2 PP-1 Alternator/Trailer

Jockey: Baze Gary

Trainer: O'Brien Elmer J



Thoroughbred Lifetime Record				14	1	1	0	\$12,490		
2004	4	0	0	0	\$240	Turf:	5	0	0	\$0
2003	10	1	1	0	\$12,250	Mud:	4	1	1	\$11,150
GG	4	1	1	0	\$11,390	Dist:	2	0	0	\$675

Proj PR:	28 (3)	Last PR:	38 (6)	Best PR:	24 (1)	Good PR:	30 (3)
24Mar04	5GG ft 1 <sup>1</sup> / <sub>2</sub>	4 <sup>1</sup>	38	1	5 <sup>4</sup> / <sub>2</sub> LB 119	4.10	Non threatening rally
8Feb04	3GG yf 1 <sup>1</sup> / <sub>2</sub>	4 <sup>1</sup>	26	7	11 <sup>14</sup> LB 116	104.50	Always outrun
24Jan04	7GG sf 1 <sup>1</sup> / <sub>2</sub>	4 <sup>1</sup>	27	10	10 <sup>20</sup> LB 119	76.90	No speed
1Jan04	8GG wf 1	4 <sup>1</sup>	24	2	6 <sup>19</sup> LB 115 c	22.20	Trailed thruout
Lafayette H.							
6Dec03	8GG my 1 <sup>1</sup> / <sub>2</sub>	3 <sup>1</sup>	29	8	1 <sup>1</sup> LB 119 c	15.00	Bold rally, up late
14Nov03	8GG wf 1 <sup>1</sup> / <sub>2</sub>	3 <sup>1</sup>	31	8	2 <sup>2</sup> / <sub>2</sub> LB 118	24.20	Advanced 2w, too late
2Nov03	1BM ft 1	3	33	2	4 <sup>11</sup> LB 118 f	20.60	Dueled, weakened
17Oct03	1BM ft 5 <sup>1</sup> / <sub>2</sub> f	3 <sup>1</sup>	37	5	5 <sup>18</sup> LB 116 f	12.80	Settled, gave out
Previously Trained by Juan Jose Garcia							
18Jul03	5Hol ft 6 <sup>1</sup> / <sub>2</sub> f	3 <sup>1</sup>	35	8	7 <sup>14</sup> LB 117 b	8.00	3wd turn, no rally
27Jun03	4Hol ft 1 <sup>1</sup> / <sub>2</sub>	3 <sup>1</sup>	34	2	8 <sup>3</sup> / <sub>2</sub> LB 116 b	7.00	3wd bid, weakened
14Jun03	5Hol fm 1 <sup>1</sup> / <sub>2</sub>	3 <sup>1</sup>	22	3	10 <sup>3</sup> / <sub>2</sub> LB 116 b	99.40	Pulled, btwn, no rally
18May03	9Hol fm 1 <sup>1</sup> / <sub>2</sub>	3 <sup>1</sup>	21	7	10 <sup>14</sup> LB 115 b	82.90	Pulled, bid, weakened



- **Off Track Ratings:** For the most part, if a horse earns a better Performance Ratings on an off track versus a fast or firm track, then the off track ratings shouldn't be considered when racing on a normal track. On the other hand, this type of horse should be strongly considered in the off going, especially if the horse's lifetime off track record is a good one.

This horse would be a threat on any off track. Best Performance Rating was in the slop and even won on a track listed good in a slow-paced race:

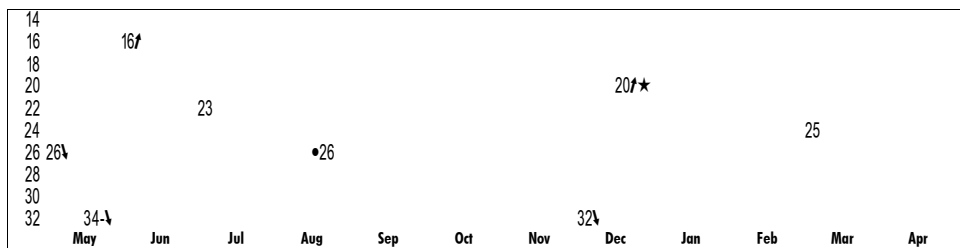
## 4 Miss Clara Tess

L 118 Gr/r m 5 Sire: Claramount  
 Dam: Miss Tess (NZ) (One Pound Sterling)  
 Br: Edwin Wachtel (IL)  
 Own: V Swartz, J Paglini, L Ogus & B

Thoroughbred Lifetime Record				30	5	5	5	\$113,650		
2004	1	0	1	0	\$3,920	Turf:	2	0	0	\$1,980
2003	11	5	0	1	\$66,660	Mud:	5	2	1	\$34,440
Haw	15	4	2	2	\$63,720	Dist:	17	1	3	\$49,890

Jockey: Chen Men B

Trainer: Sinn Michelle M



Proj PR: 22 (1) Last PR: 25 (2) Best PR: 16 (2) Good PR: 23 (2)

8Mar04	7Haw	ft	6f	4↑	25	6	2 <sup>1</sup> / <sub>2</sub>	L 118bf	6.10	Led late, caught	
29Dec03	4Haw	ft	6 <sup>1</sup> / <sub>2</sub> f	3↑	20	6	1 <sup>1</sup> / <sub>2</sub>	L 120b	3.30	Driving	
4Dec03	6Haw	gd	6 <sup>1</sup> / <sub>2</sub> f	3↑	32	3	1 <sup>3</sup> / <sub>4</sub>	L 118bf	3.50	Driving	
20Aug03	5AP	ft	6f	3↑	26	1	5 <sup>5</sup> / <sub>8</sub>	L 114bf	2.90	Weakened	
11Jul03	3AP	ft	6f	3↑	23	5	3 <sup>6</sup> / <sub>8</sub>	L 121b	2.10	Lost place late	
Claimed from Michael L Reavis											
8Jun03	1AP	sy	5 <sup>1</sup> / <sub>2</sub> f	3↑	16	7	1 <sup>1</sup> / <sub>2</sub>	L 122b	22.30	Mutual bumps stretch	
17May03	4AP	ft	6f	3↑	34	1	7 <sup>1</sup> / <sub>8</sub>	L 124b	10.40	Tired	
4May03	8Haw	ft	6f	3↑	26	10	1 <sup>1</sup> / <sub>2</sub>	L 121b	13.00	Driving	

- **Surface Switch:** Some horses prefer dirt to turf and vice versa. If a horse has raced only on dirt or turf, it is tough to tell what to expect when trying the new surface for the first time. The Projected Performance Rating will be followed by a question mark in these cases. One type of horse to downgrade when switching from dirt to turf is a horse that has earned his best Performance Ratings in fast-paced races. Turf races in general are run at a slower early pace and this type of horses will have a tough time on the grass for the first time.

Here is an example of this type of horse:


## 8 Remo

L 122 B c 4 Sire: Atticus  
 Dam: Madame Inez (American Standard)  
 Br: Charles H Deters & (KY)  
 Own: Lorraine & Rod Rodriguez

Thoroughbred Lifetime Record				6	0	3	1	\$30,520		
2004	2	0	1	1	\$14,440	Turf:	0	0	0	\$0
2003	4	0	2	0	\$16,080	Soft:	0	0	0	\$0
SA @	0	0	0	0	\$0	Dist:	0	0	0	\$0

Jockey: Baze Tyler

Trainer: O'Neill Doug



Proj PR: 22 ? (6) Last PR: 13 (1) Best PR: X Good PR: 16 (1)

31Jan04	4SA	ft	6 <sup>1</sup> / <sub>2</sub> f	4↑	13	1	2 <sup>1</sup> / <sub>2</sub>	LB 122b	7.40	Rail trip, 2nd best	
3Jan04	6SA	ft	6f	4↑	18	9	3 <sup>1</sup> / <sub>4</sub>	LB 122	*2.50	4wd into lane, willing	
22Nov03	3Hol	ft	6f	3↑	26	2	6 <sup>6</sup> / <sub>8</sub>	LB 121	2.10	5wd into lane, wkened	
Previously Trained by Greg R James											
2Nov03	3SA	ft	6f	3↑	21	5	2 <sup>hd</sup>	LB 120	3.80	Broke out, led btwn 1/8	
2Oct03	5BM	ft	6f	3↑	10	1	2 <sup>8</sup>	LB 117	*1.10	Dueled rail, no match	

- **Distance Switch:** Most horses tend to become sprinters or routers once they have settled into their careers. It is the rare individual that can excel at both. Just because a horse has scored good Performance Ratings in sprints or routes doesn't necessarily mean that the ratings will transfer across different distances. Each horse must be examined on a case by case basis. In general, it can be easier to score a better number in a sprint versus a route just because an animal's reserves of stamina and determination aren't tested as much at the shorter distances.

**Race Analysis:** Here are some suggested steps to take when using TrackMaster Performance Cycles for analyzing a race.

- **Performance Cycles:** The Projected Performance Rating will give you one analysis of the various performance cycles related to a horse. You can do your own in depth analysis by applying the types of cycles mentioned above and deciphering the data to come up with a Performance Rating you believe the horse will run today. Analysis of the cycles will give you an edge over your competition.
- **Performance Rating Par:** The Performance Rating Par should be used as a benchmark as previously mentioned. A horse that doesn't seem able to earn a Performance Rating anywhere near the Performance Rating Par should be considered a non-contender. In a maiden race, if none

of the Projected Performance Ratings for the horses which have run is equal to or better (lower) than the Performance Par Rating, then the chances of any first time starters must be upgraded. Also, any horse running a turf race in North America for the first time must also be given a strong chance if the Projected Performance Ratings of the other entrants aren't equal to or lower than the Performance Par Rating.

- **Pace Scenario:** Be sure to check the Running Style of each entrant as mentioned above to get an idea of how the race may develop. Look for the lone front-runner, fast-paced races and paceless races. Give a horse extra credit if the pace of the race may give the animal an advantage.
- **Changes:** Check for any equipment, medication or trainer changes today. One of these factors may enable the horse to improve. Make sure to take into account any distance or surface switches as outlined in the performance cycles.

**Epilog:** In conclusion, TrackMaster Performance Cycles will give you the needed edge over the competition to allow you to make intelligent wagering choices. The composite ratings give a quick summary to refer to when needed and the performance graphs allow you to make an educated assessment of what a horse can do today.